

How to beat Twitter Limits with Tweetadder

How Can You beat twitter Limits?

We have to assume you have arrived at this point because you have read all or part of the Successisnowhere Series, and want to either just increase your twitter followers quickly, or generate several income streams with out cost, using 1 or more Twitter accounts.

If you haven't read the Successisnowhere series to date, there are links at the end of this PDF.

We are going to manipulate the number of followers you can send using Tweetadder if you haven't got the free trial, [get it now.](#)

Twitter will allow you a set ratio of 1.1 follows for every follower you have [this applies when you reach 2,000 followers, for less than 2,000 follow the information on Tweetadder and Twitter page]. Using the figure quoted in [Tweetadder and Twitter](#) of 5,000 followers Twitter will allow you to follow 500 new followers.

What we want to do is to increase the number of people following you, who you don't have to follow back. This is something you definately need to start sooner rather than later, as this number is continually increasing.

There are several ways of doing this, the best is to have your own blog and website, failing that use the '[Be a Guest Blogger](#)' on our site, this should give you several hundred Twitter followers. Actively promote your blog article through your social media sites, Facebook etc , click the "like" button at the bottom of your page, get all your friends to do the same. Put a piece about your blog on Facebook, and your

other social sites, ask for comments, or for your friends to pass it on to their friends. Email everybody you know and tell them the link to your blog article page.

Use the 'Bookmarking' sites you find on the "Share Button" at the bottom of your blog. Make it sound like a fun thing to do, "who will bookmark my blog most?" After a couple of weeks Google your Twitter name [without the @] see what comes up. If it comes up with your blog page, tweet your followers, ask them to check the links are working. Do the same with other search engines as well.

Leave comments on other peoples blogs and articles, make sure you leave a constructive comment, not just 'nice article' and use your Twitter account as the signature. I actively try to find 10 of these a day, unfortunately I am on the road several days a week, so I don't manage as many as I would like.

Register your twitter name with [Twellow](#). **This is very important.** People will search to find a Twitter account with their interests, and they will follow you. More important than that, the professional Twitterers will target your list. By professional I mean the Twitterers who are using Tweetadder, or a more expensive clone.

You will get 25 to 35 people a day targetting your list to start with. This number will increase as the number of your followers increases. After 3 days this will average out at about 100 floating followers you have a day, none of which you will follow back.

Before we go any further let's recap on the important points raised both here and in the Blog pages listed at the end.

- ✓ You should be using Tweetadder, if not, get [your free trial here](#). You are losing out a lot without it.
- ✓ If you have only just started your Twitter account, you can set the follows to followers ratio on Tweetadder at about 1.75-1
- ✓ By using the 'Be a Guest blogger' or your own blog you will collect 150 to 250 followers, depending on how well you promote it. Subsequent blogs will receive an increased following.
- ✓ Register with Twellow.
- ✓ Leave as many comments on as many different articles as you can find, Blog Spot is owned by Google, so it doesn't take much to work out which ones I look for. In addition Government sites, when they allow comments, TV and Newspapers are also very good.
- ✓ In order to take full advantage of this method, you need to reset your Tweetadder settings.

None of this information is any good to you unless you are using Tweetadder. So let's reset Tweetadder to take advantage of these free followers.

On the 'Follows Page' in Tweetadder, set the number of Follows to send to 50% more than twitter will allow. You will have to revise this figure upwards, as your Twitter following increases. This figure is the new maximum you can send at any one time.

Reset the number of 'users to follow back to 0'. If you don't reset this figure, you will automatically follow back all the Twitter accounts you have built up, where you don't have to follow back.

Reset the 'Maximum Number of follows per day' to about 25% more than the number you set in the 'Send Follows Now' tab. You can set the 'Send follows Now' and the 'Maximum Follows per day' as high as you want, these figures are the limits you are putting on Tweetadder, not Twitter.

Reset 'The stop adding follows, when following to follows reaches' to 2-1

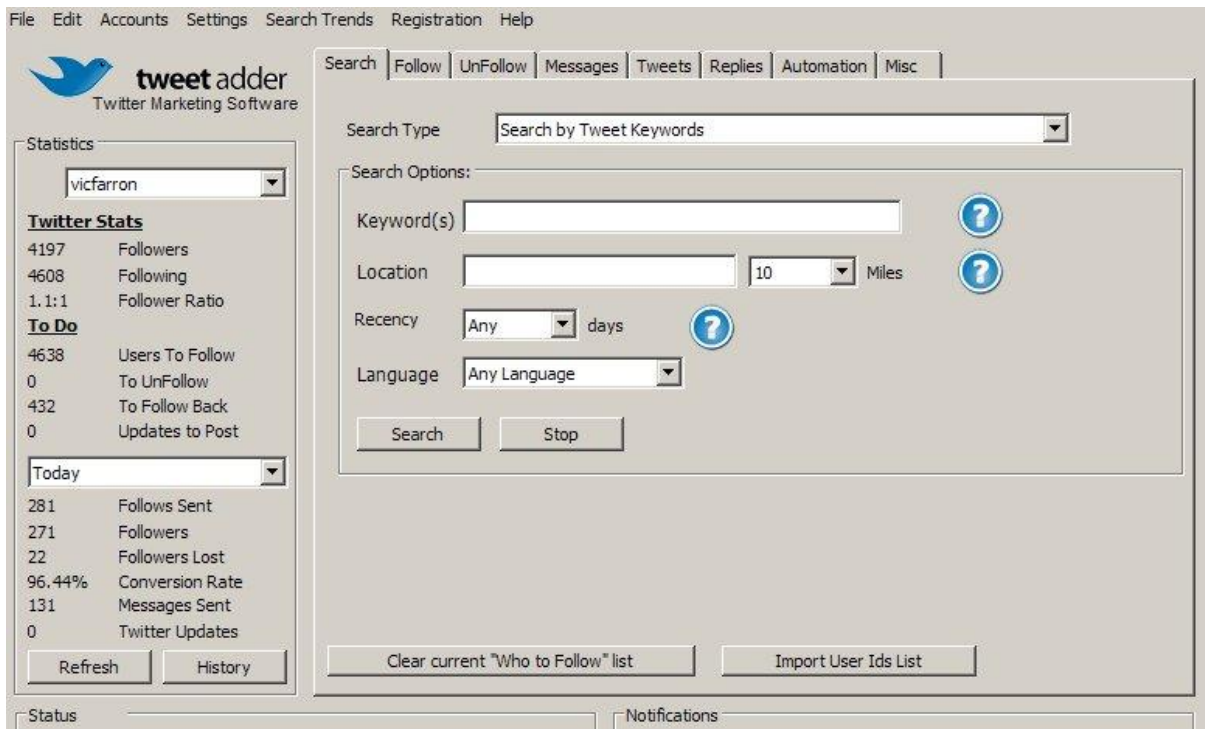
On the 'Unfollow Tab' the number to unfollow, and the maximum number to unfollow per day, you can set it quite low, Most days on most of my accounts, the actual number to unfollow is usually between, 0 and 10. Apart from 1 or 2 days a week when it is a lot higher. You can alter these figures anytime, they are saved automatically.

Untick the box for limiting follows to followers. Make sure the **Box is Ticked** for 'only unfollow users followed using Tweetadder.'

On the Automation tab, set every thing up how you want it run. This will automate everything as you have set up.

The two boxes ' Do the following tasks when I log in' and 'Do the following tasks at a specific time' **Most people set simply tick the first box**. What you do is up to you.

I am going to show you why you should not tick either box.



The screenshot above is one of today's Twitter accounts which was set up 8 weeks ago. The left-hand pane shows the stats, which is what I am going to explain in detail.

Under **Twitter Stats** [Which is about 4 hours old] it shows there are 4197 followers. With 4608 following, and below that is the Twitter ratio they set for accounts with more than 2,000 followers.

Under the **To Do** section it shows the number of users left to follow on the account I have targeted. There is 0 to unfollow, and **432 to follow back** these are people who have followed through the website, or followed through Twellow, or an article I have written, or a comment I have left on a website, and they include those who have targeted my list.

Under Today it shows [at 1700 hrs] that I have sent 281 follows and got 271 followers, and I have lost 22 followers. [These are 22 people who targeted my list 3 days ago. **And a conversion rate of 96.4%.**

So what can we read into these stats?

4,192 followers means that Twitter will allow me to follow up to the figure of 4612. Currently that is 420 follows plus the 432 who are following me, that I am not following back.

That means I can have 852 calls for people to follow me, that is more than double what twitter would normally allow.

But I can increase that to between 1000 and 1200 calls quite easily. **But before I do that let me explain why there is such a high conversion rate of 96.4%**

The conversion percentage is the number of followers I have received today, against the number of follows I have sent out today. **It does not mean** that that out of the 281 follows I have sent out, that I have received 271 followers from them. I have received 271 followers as at 1300 hours from all the follows I have sent out in the last 2 and a half days. At 0330 hours this morning when I started, I had 125 followers, and 0 follows sent out. Had I then sent out 1 follow I would have had a conversion rate of 1250%. [I think] So that is one stat you tend to ignore. When I have finished writing this I will update the stats to show you what I mean.

Right let me explain how to increase your followers. We are going to use the figures in the screen shot, which are accurate, and assume that you are going to get a conversion rate of 20% a day on the number of follows you have sent out. [This figure is used in both examples below to show the difference between what most people do, and what I do.] The percentages will vary with who you target and what day it is. Wednesday is a poor day, Saturday and Sunday tend to be good.

Working on a 3 day cycle, which is recommended, and using the figures above of 4197 followers rounded up to 4200 for convenience.

Mr. Average does as most people do, and always follow back. So the most follows he can send out is 420, and being a sensible guy he sends out 140 follows each day for 3 days. That's his allocation used up.

Now lets assume he gets 20% conversion each day his follows are live.

Day One 140 follows sent, he gets 28 followers. [20%]

Day Two He sends out another 140 follows plus he still has 112 live follows out, giving him a total of 252 with a conversion of 20% he gets another 50 followers giving Mr average a running total of 78 followers.

Day Three he sends out another 140 Plus he still has 202 live follows out, a total of 342 live follows, from which he gets 68 followers. giving him a running total of 146 follows.

Assuming everything stays the same he should get 84 follows a day, from then on. [420 follows 20% conversion = 84 followers a day or 588 a week.] Now let's be honest about this, this is very good, much more than most people not using Tweetadder can only dream of.

Using my method and the same figures this looks a lot different. First of all, on the 'Automation Tab' I untick the two boxes 'Do the following tasks when I log in' and 'Do the following tasks at a specific time'

When I log on in the morning, I go to the Automation page and click the 'Run Automation tasks Now' button, this will start the unfollows, then follow the full amount that I can follow, then it will send out my replies, and the tweets I have set up for the day, max 20 different tweets.

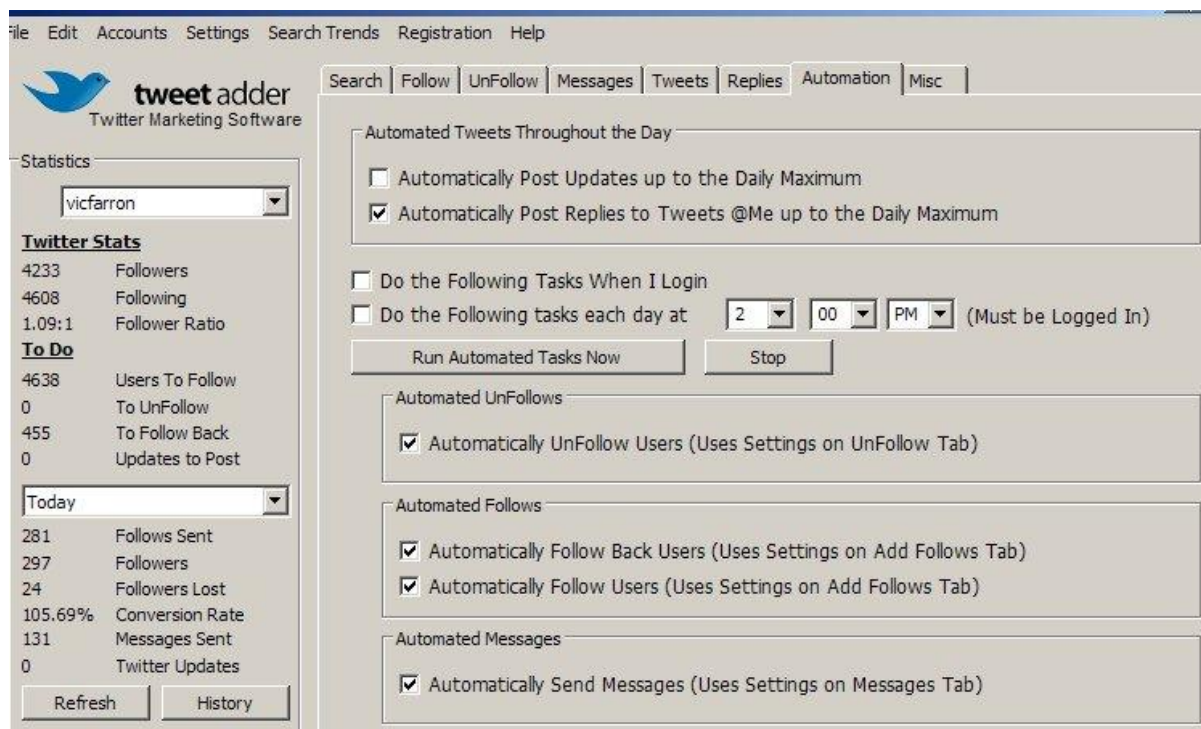
Now I could just leave it at that and pick up 20% of 852 which is 170 followers, a day = to 1190 followers a week. That's using the same percentages for each example, **the only difference** is the fact that I haven't followed back people who don't expect a follow back.

On the screenshot below, I have simply refreshed tweetadder, and one or two changes have occurred.

The first stats are the same, showing I have not sent any more follows out.

What is important is that during the time I have taken to write this article to this point, about 20 minutes, I have gained 26 followers, the difference between 297 and 271.

What is surprising, and I might add not typical even for this account, is that only 3 have come via Tweetadder, and 23 have come via the blog, the website, or other sources where I have commented using <http://twitter.com/vicfarron> the difference between 455 and 432. **These are followers who don't expect to be followed back.**



Below is the final screenshot of the day. I have gained 310 followers of which 30 don't expect to be followed back. [Approximately 10% extra followers from the sources I have already outlined.]

So why do I do far better than Mr. Average?

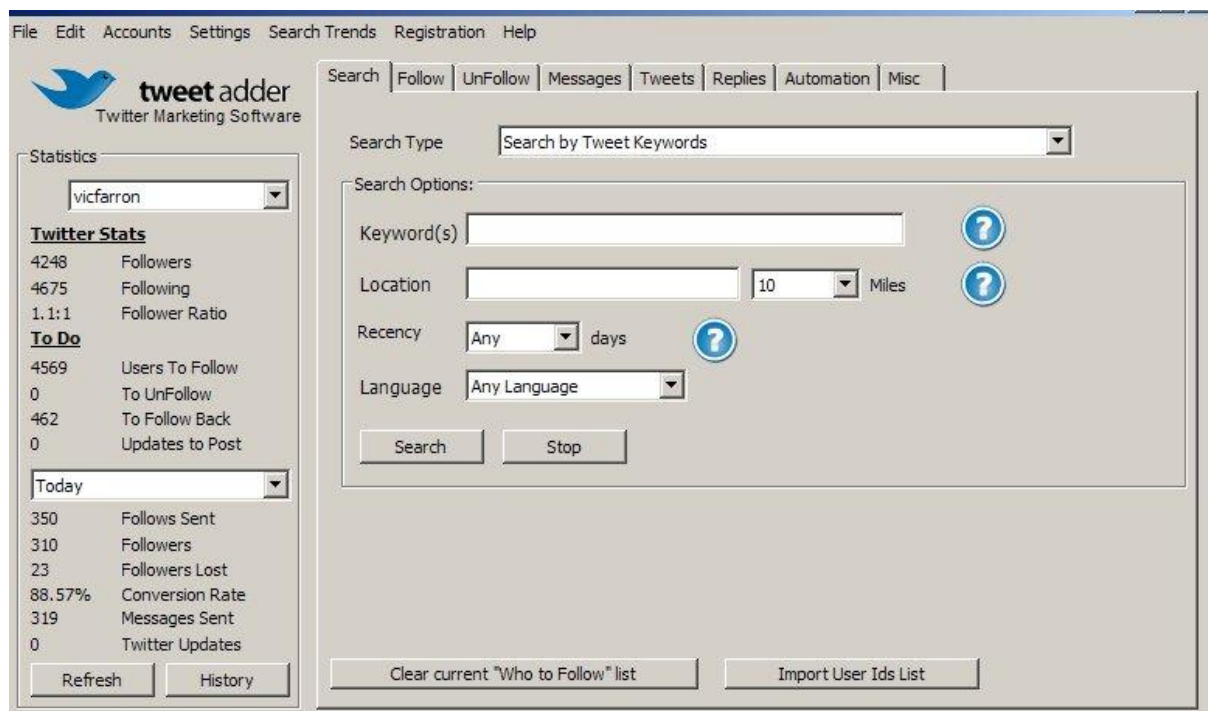
Well obviously the forward planning to get the extra followers who don't expect to be followed back is extremely helpful. Some thing you should start doing right now!!

What increases the followers most is this, I mention earlier on in this article, not to set Tweetadder to run on Automatic.

First thing in the morning I open Tweetadder up, immediately click on the 'Run Automated Tasks Now' then minimise it straight away to the system tray, where it works away without using much of my CPU.

Now if I am in the office all day, I will click on the tweetadder icon in the system tray, and click the 'Run Automation', and it will now send out the same number of follows

as followers I have already gained. If by lunch time I have gained 100 followers that means I have 100 less calls out to be followed, by clicking run automation again, i have gained another 100 follows. The same happens at tea time, and last thing at night. That way I am increasing my chance of receiving more followers per day. You can install tweetadder on your PC/Mac and your laptop, so anyone at home or in the office can recall it and run the automation again. Of you set Tweetadder to run automatically when you log in. You have to close it down, than restart and log in again to take advantage of this system. If you have 5, 10 or more accounts, as long as you are logged in to all accounts, you can operate this system for unlimited accounts by simply clicking 'Automate Tasks Now' You can even work the system every hour if you want.



The series so far. [Successisnowhere](#), [Be a Guest Blogger](#), [How to use Twitter Effectively](#)
[Twitter and TweetAdder](#)

[Vic Farron RFT Express.](#)

Follow us on [Twitter](#) :: Be a fan on [Facebook](#) :: and [Blogspot](#) Bookmark this page using the 'Share' button

